



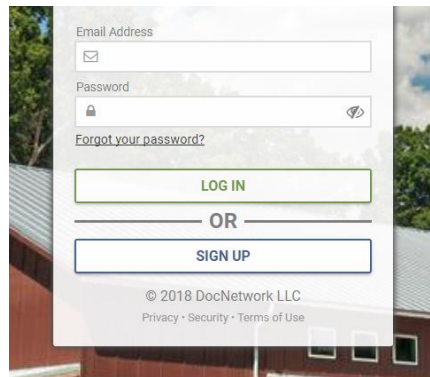
Apply to Summer Camp

CampDoc Instructions

1. Go to the CampDoc website by clicking [here](#). This is also accessible at the bottom of our “Apply to Summer Camp” page on the NSR website.

URL: app.campdoc.com/register/northstarreach

2. If you have an account, sign in and skip to step 3. If you do not have an account, click **SIGN UP** and complete the sign up process. Write down your login information for future access.



2a. If you are creating an account, enter YOUR information on the next page and click **UPDATE**. This is **NOT** your camper’s information.

i Before continuing, please verify your contact information below:

* Your First Name:

* Your Last Name:

* Phone Number:

* Mailing Address:

UPDATE

2b. If you are signing into a new account, input your camper's information and click **CONTINUE**.


New participant

 Tell us about your participant for North Star Reach

* First Name	Middle Name	* Last Name
<input type="text"/>	<input type="text"/>	<input type="text"/>
* Sex	* Date of Birth	
Sex <input type="text"/>	Month <input type="text"/> Day <input type="text"/> Year <input type="text"/>	

CONTINUE

3. Click **Registration** under your camper's name on the left side of the screen.

 **Alyssa Test**
Registration
Health Profile

4. Click **REGISTER FOR A NEW SESSION** on the bottom right of the screen.

REGISTER FOR A NEW SESSION

5. Select which session your camper is applying to and click **CONTINUE** on the bottom right of the screen. (Please note: the screen shot below displays 2018 camp session dates.)

North Star Reach

SELECT ALL

<input checked="" type="checkbox"/> 2018 » Cardiology Camp	Jul 9, 2018 - Jul 14, 2018
<input type="checkbox"/> 2018 » Sibling Camp	Aug 13, 2018 - Aug 18, 2018
<input type="checkbox"/> 2018 » Sickle Cell/Hematology/Pain Management Camp	Aug 1, 2018 - Aug 6, 2018
<input type="checkbox"/> 2018 » Transplant (Michitanki) Camp	Jun 18, 2018 - Jun 23, 2018

7. Click **REGISTER** on the bottom right of the page.

REGISTER

6. Click **CLOSE** to begin the application.

**Successfully Registered
Alyssa for North Star Reach**

Click below to tell your friends and followers.



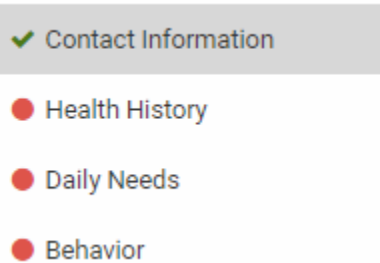
Close

7. On the right side of the screen you will see the forms to be completed. Complete these forms by submitting information and clicking **NEXT STEP** on the bottom right of the screen.

- Contact Information
- Health History
- Daily Needs
- Behavior
- Medical Forms
- Medication
- Medical and Social Information
- Camper Statistics
- Liability

NEXT STEP

8. You will know if the form is completed if you see a GREEN CHECK next to the form name. You will want to see all GREEN CHECK marks next to each form, if you see a RED DOT this means something is incomplete for that form.



9. If you would like to complete an application for another camper, please click **NEW PARTICIPANT** in the top left of the screen. Then complete the application following the same steps starting at 4.



North Star Reach will be notified of your application submission once ALL forms are complete. Your camper cannot be considered for Summer Camp until ALL forms are complete. Applications are reviewed in order of completion date: first completed, first reviewed. Once your camper's forms are reviewed you will be notified in an e-mail from campers@northstarreach.org. Filling out these forms does not guarantee a spot for your camper.

If you have any questions please contact our office at campers@northstarreach.org or 734-680-8747.